

1

2

3

4

A

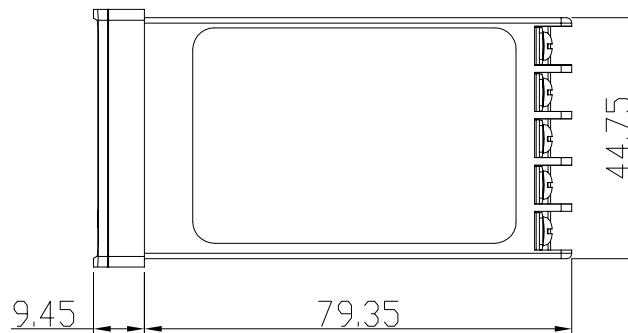
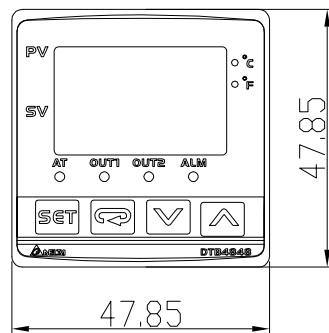
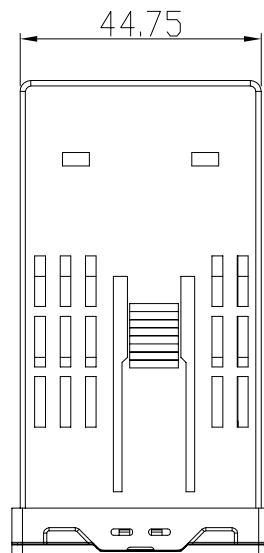
A

B

B

C

C



THESE DRAWINGS AND SPECIFICATIONS ARE THE PROPERTY OF DELTA ELECTRONICS, INC. AND SHALL NOT BE REPRODUCED OR USED AS THE BASIS FOR THE MANUFACTURE OR SELL OF APPARATUS OR DEVICES WITHOUT PERMISSION.

DIMENSIONAL TOLERANCES

	()	()	()	()	ANGLES	
DECIMALS	<50 ±0.1	<50 ±0.15	<50 ±0.2	<30° ±0.1°	>30°~60° ±0.3°	>60°~90° ±0.5°
X	±0.3	>50~100 ±0.15	>50~100 ±0.2	>50~100 ±0.25	>100~200 ±0.3	>200~ ±0.3%
X.X	±0.2	>100~200 ±0.2	>100~200 ±0.25	>100~200 ±0.3	>200~ ±0.2%	>200~ ±0.25%
X.XX	±0.1	>200~ ±0.2%	>200~ ±0.25%	>200~ ±0.3%		

UNIT	mm	SCALE	F	SHEET 1 OF 1
------	----	-------	---	--------------

DRAWN:	A4	DRAWING NAME:	
DESIGN:	SIZE	4848	
DATE: 06/16/2008	THIRD ANGLE PROJECTION	PART NO.:	REV.
ECN NO.		USED ON	00
		4848	

1

2

3

4