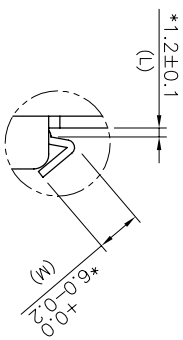
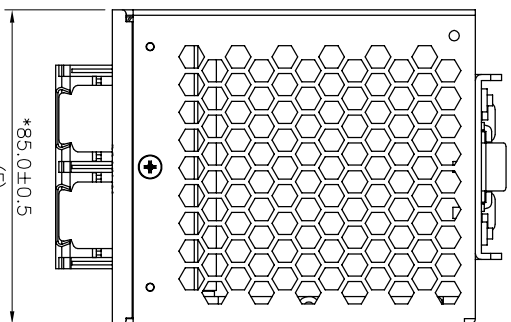


REV. ECN NO.

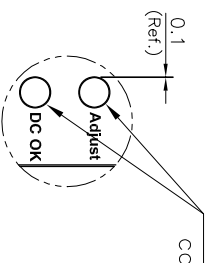
00 -----



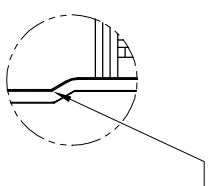
Detail "A"
Scale 2:1



Detail "B"
Scale 2:1



Label hole must be concentric with case hole.

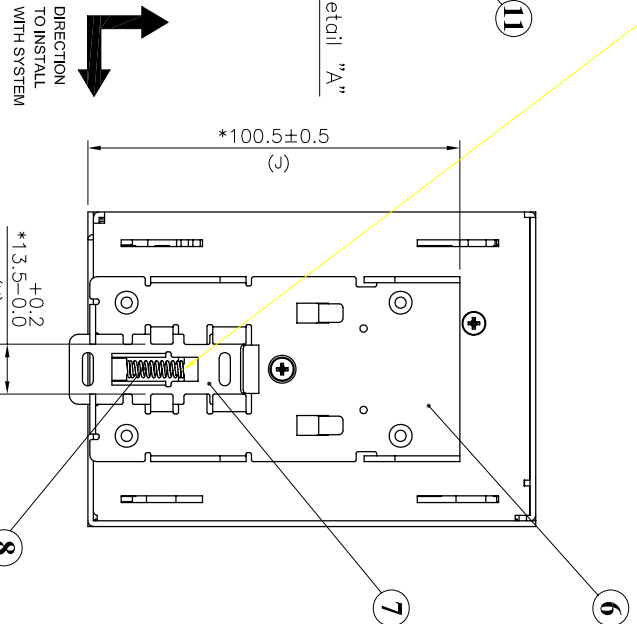
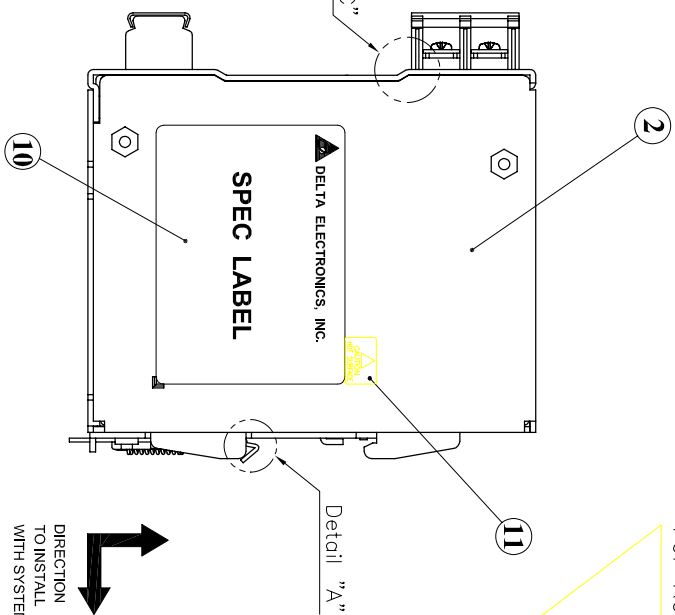
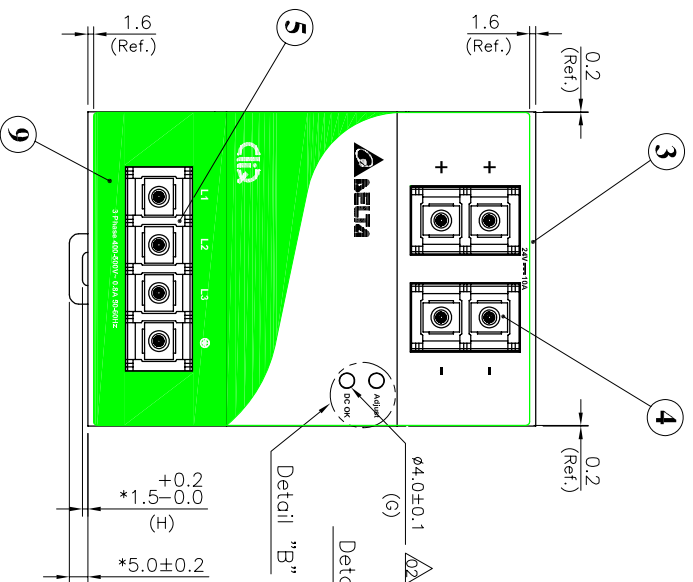
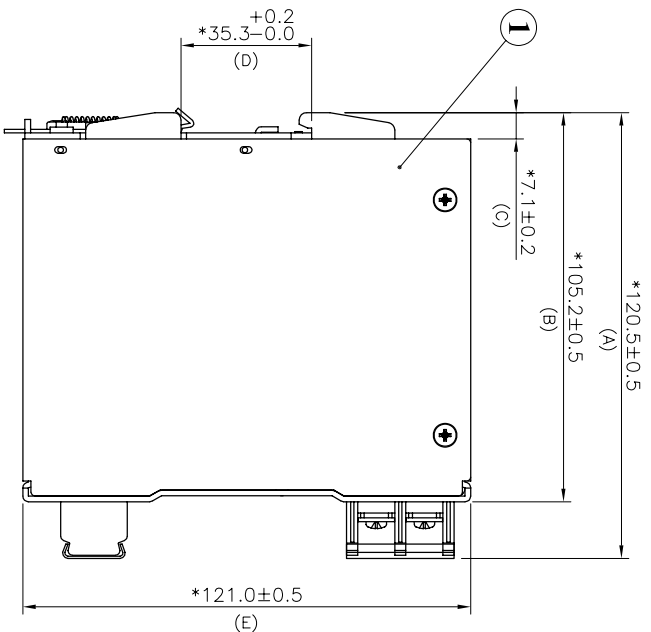


Detail "C"
Scale 2:1

SPRING FORCE

For Latch: 1.0~2.5 Kgf.

For Release: 2.5~4.0 Kgf. (Max Stroke)



ITEM	DESCRIPTION	DELTA P/N	Q'TY
1	CASE COVER	33052007XX	1
2	CASE CHASSIS	33052009XX	1
3	FRONT PANEL	33052006XX	1
4	TERMINAL BLOCK 2 PIN	3072076446	2
5	TERMINAL BLOCK 3 PIN	3072076546	1
6	BASE BACK	34613037XX	1
7	LATCH	34600881XX	1
8	SPRING	34620262XX	1
9	FRONT LABEL	32630372XX	1
10	SPEC LABEL	32000919XX	1
11	CAUTION LABEL	32023152XX	1

NOTES:

1. " * " IS CRITICAL DIMENSION MUST BE INSPECTED.
2. PRODUCT SURFACE SHOULD BE CLEAN.
3. SPEC LABEL DETAIL AND PRINTING CONTENTS REFER TO SN.
4. MUST MEET DELTA GENERAL STANDARD: 10000-0162.



DRAWN: _____ DATE: _____ DESIGN: _____ ECN NO.: _____

THESE DRAWINGS AND SPECIFICATIONS ARE THE PROPERTY OF DELTA ELECTRONICS, INC. AND SHALL NOT BE REPRODUCED OR USED AS THE BASIS FOR THE MANUFACTURE OR SELL OF APPARATUS OR DEVICES WITHOUT PERMISSION.

DIMENSIONAL TOLERANCES

()	()	()	()	()	ANGLES
DECIMALS	<50	:±0.1	<50	:±0.15	<30° :±0.1°
X	:±0.3	>50-100 :±0.15	>50-100 :±0.2	>50-100 :±0.25	>30°-60° :±0.3°
X.X	:±0.2	>100-200 :±0.2	>100-200 :±0.25	>100-200 :±0.3	>60°-90° :±0.5°
X.XX	:±0.1	>200- :±0.2%	>200- :±0.25%	>200- :±0.3%	

DRAWING NAME:

PART NO.: DRP024V240W3AA

PHYSICAL DIMENSION DRAWING

SCALE SHEET 1 OF 1

USED ON

REV. 02

C

B

A

C

B

A