

1

2

3

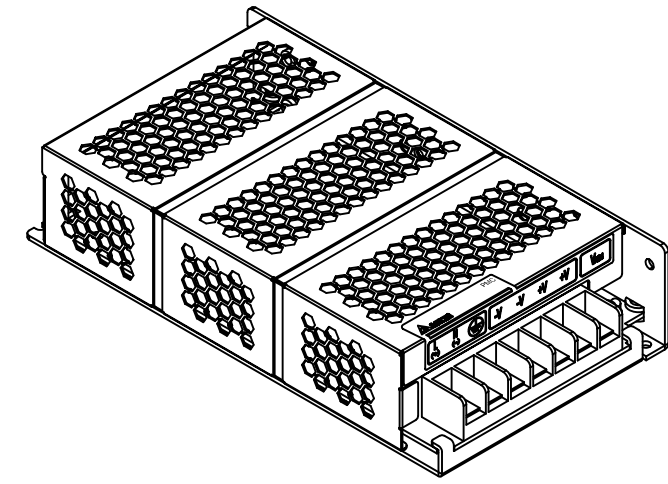
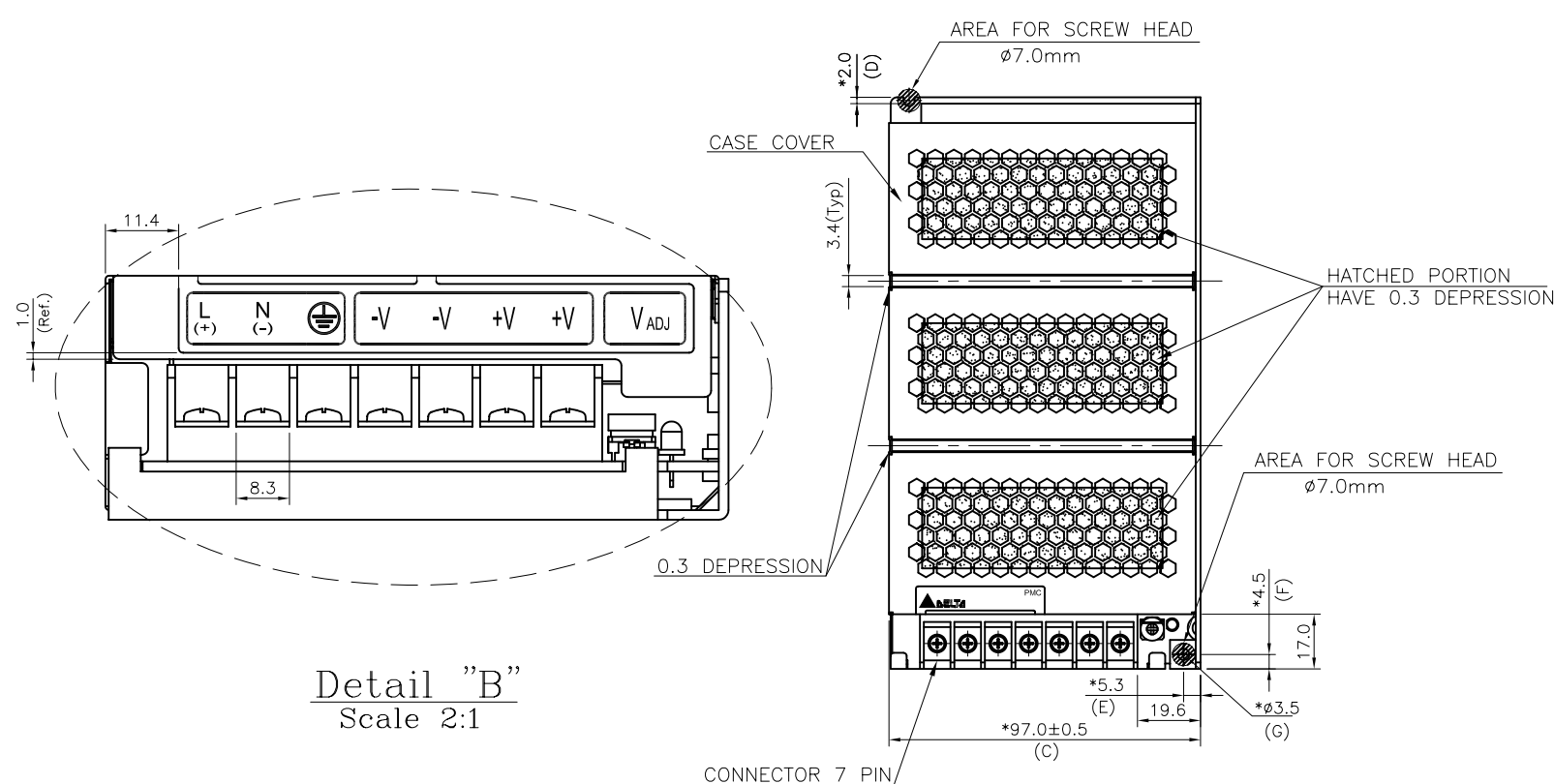
4

REVISIONS

Drawn	Design	
Checked	Approved	
ISSUE DATE		REV.
- First release.		
Jul 27'2009	Jul 27'2009	
Jul 27'2009	Jul 27'2009	
Jul 27'2009	00	

A

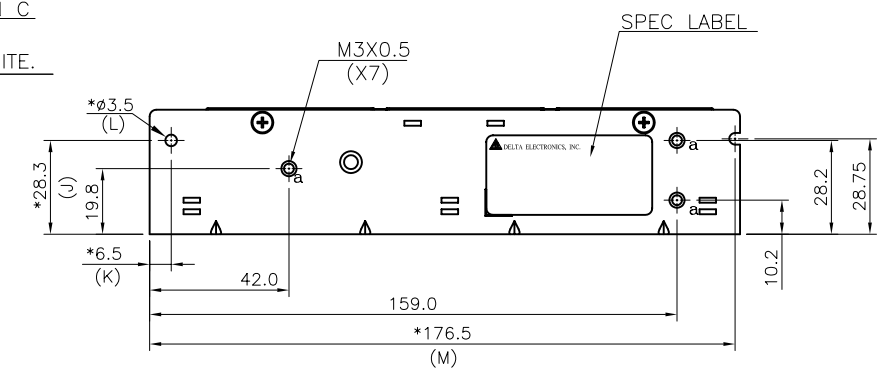
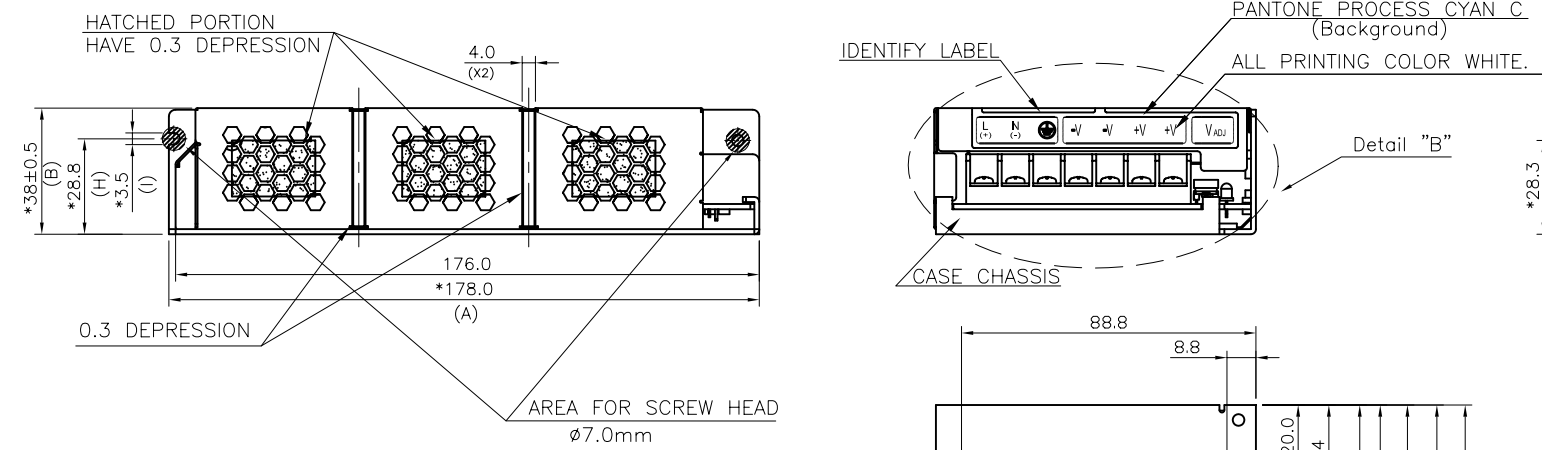
A



Detail "B"
Scale 2:1

B

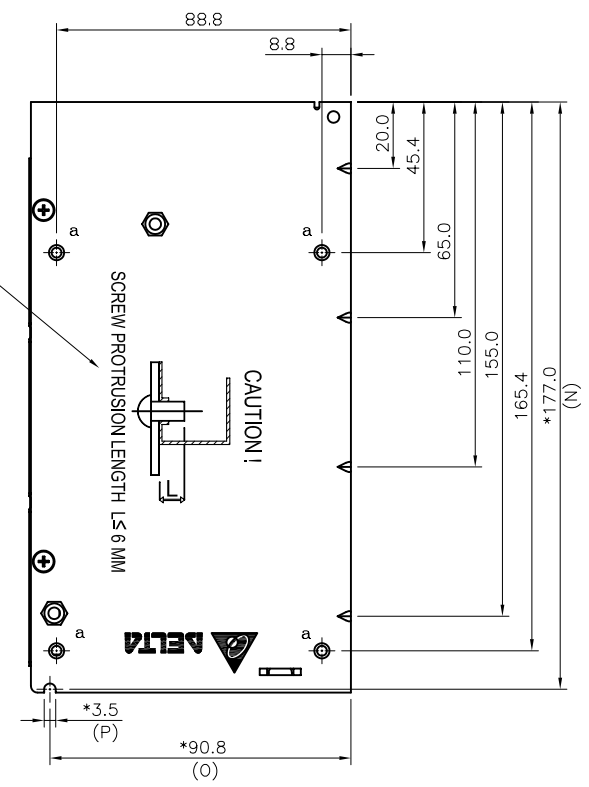
B



NOTES:

- MARK (*) DIMENSIONS ARE CONTROL DIMENSION.
- PRODUCT SURFACE SHOULD BE CLEAN, NO DENT AND FREE FROM TOOLING MARK.
- SPEC LABEL DETAIL AND PRINTING CONTENTS REFER TO SN.
- EXTRUDE HOLE WITH THREAD MUST MEET TORQUE 8.0 KG-CM(MIN.)
- ENGRAVING ON CHASSIS MUST BE VISIBLE.
- MUST MEET DELTA GENERAL STANDARD: 10000-0162.

ITEM	DESCRIPTION	DELTA P/N	Q'TY
1	CASE CHASSIS	33160618XX	1
2	CASE COVER	33160617XX	1
3	CONNECTOR 7 PIN	30704951XX 100%	1
		30704971XX 0%	
4	SPEC LABEL	32680958XX	1
5	IDENTIFY LABEL	32620386XX	1



DELTA ELECTRONICS (THAILAND) PUBLIC COMPANY LIMITED THESE DRAWINGS AND SPECIFICATIONS ARE THE PROPERTY OF DELTA ELECTRONICS (THAILAND) PUBLIC CO., LTD. AND SHALL NOT BE REPRODUCED OR USED AS THE BASIS FOR THE MANUFACTURE OR SELL OF APPARATUSES OR DEVICES WITHOUT PERMISSION. DIMENSIONAL TOLERANCES () (/) () () <30 :±0.25 DECIMALS UP~100 :±0.2 250~300:±0.4 UP~600 :±1.5 >30~100 :±0.35 X :±0.3 100~150:±0.25 300~350:±0.45 600~900 :±2.4 >100~300 :±0.5 XX :±0.2 150~200:±0.3 350~400:±0.5 900~OVER :±3.1 ABOVE 300:±0.6 XXX:±0.10 200~250:±0.35	Drawn: _____ Jul 27'2009	Safety: _____
	Design: _____ Jul 27'2009	Layout: _____
	Checked: _____ Jul 27'2009	IE.: _____
	Approved: _____ Jul 27'2009	E.E. Chk.: _____ Jul 27'2009
	Material: _____	E.E. Apvd: _____ Jul 27'2009
Description: PHYSICAL DIMENSION DRAWING Part No. PD-EOE12010188 SHEET 1 OF 1 ISSUE DATE: Jul 27'2009	REV. 00	

C

C

1

2

3

4